

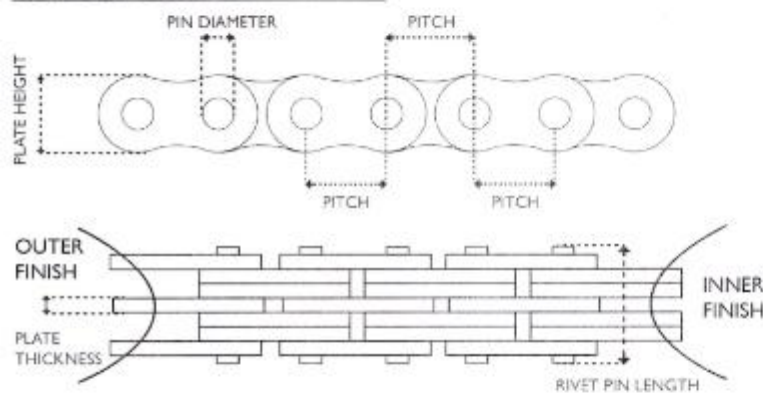
JD Plant Services Ltd

LEAF CHAIN ENQUIRY FORM

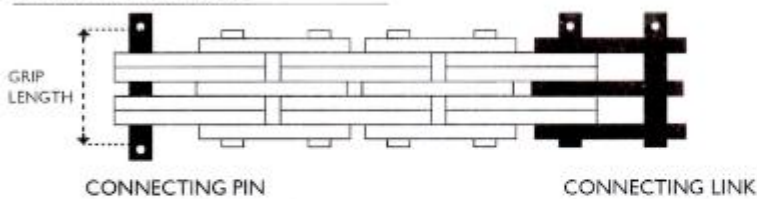
Company Name: _____	Delivery Address: _____
Account No. _____	_____
Engineer Name: _____	Truck Info: _____
Contact No. _____	Make / Model: _____
Job No. _____ Order No. _____	Mast Type: _____

ALL MEASUREMENTS TO BE TAKEN USING VERNIER CALIPERS

CONNECTING METHODS

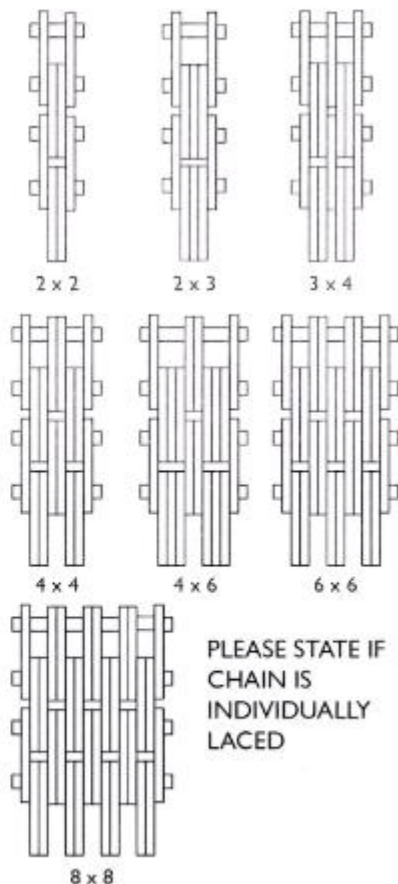


CONNECTING METHODS



LACING PATTERN

(CIRCLE APPROPRIATE)



IMPORTANT

If, when ordering, the standard or manufacturer's reference is not known, the following information will assist in ensuring correct chain identification.

Pitch Measurement (1/8" 3/16" 1/4" 5/16" 3/8" 1/2" 5/8" 3/4" 1")	<input type="text"/>	Rivet Pin Length	<input type="text"/> mm
Pin Diameter	<input type="text"/> mm	Length of Chain (No. of Pitches)	<input type="text"/>
Plate Height	<input type="text"/> mm	Length of Chain (No. of Outer Plates)	<input type="text"/>
Plate Thickness	<input type="text"/> mm	No. of Chains	<input type="text"/>
Pins or connecting links / Special End Fittings if Required	<input type="text"/>	Link Markings / Part Numbers	<input type="text"/>
GRIP: <input type="text"/> mm			

PLEASE STATE IF CHAIN IS INDIVIDUALLY LACED

For any further information please contact our sales team on, 01752 205027 or email, nick@jdplantservices.co.uk